

# Accelerate :User Manual

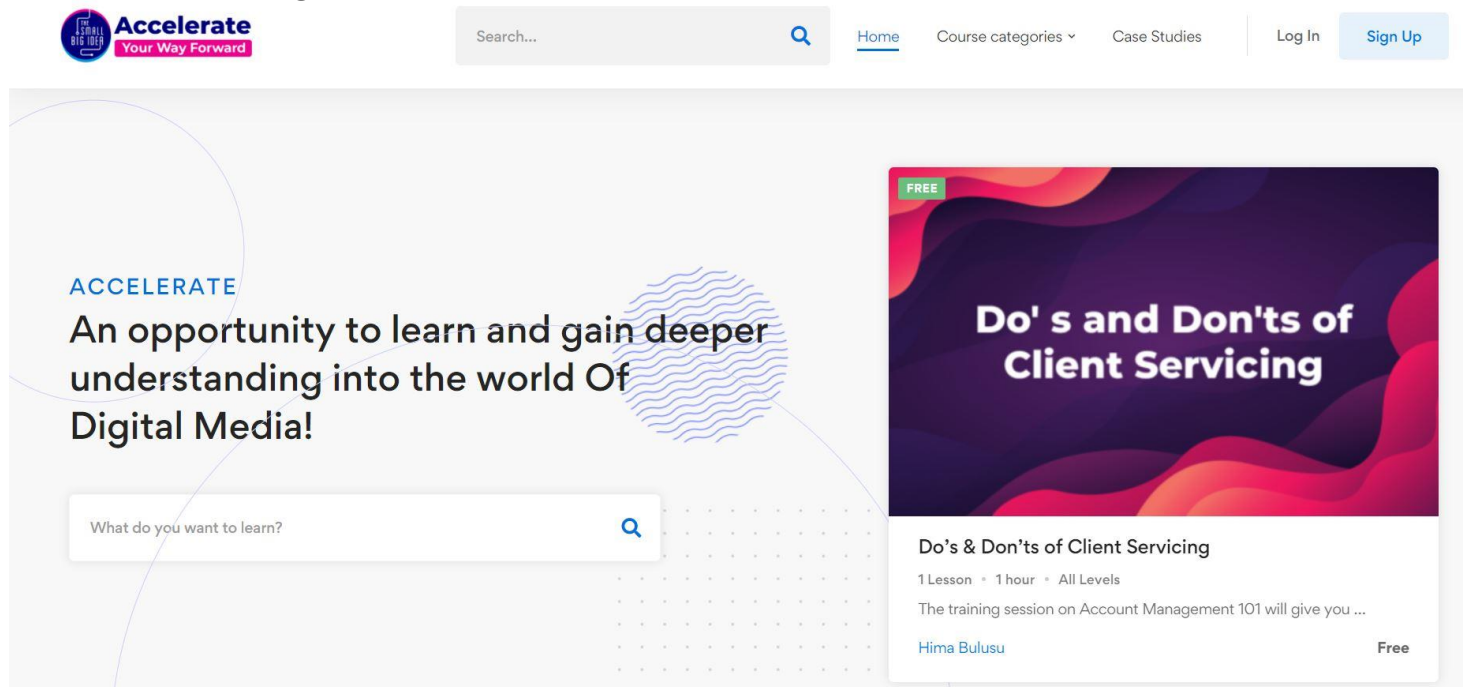
## A Pathway of How To Use Accelerate

### Step 1:

Click on the Link : <https://accelerate.tsbi.in>

Post clicking on the link , below attached is the Homepage

Click On “Sign Up”



**Blitzkraig**



## Accelerate :User Manual

### Step 2:

- Fill in the details as required (Please Note : Email has to be the official mail id)
- Set Password
- Click on the checkbox next to 'Accept the Terms and Privacy Policy'
- Click on 'Register'

### Sign Up

Already have an account? [Log in](#)

FIRST NAME	LAST NAME
<input type="text" value="First Name"/>	<input type="text" value="Last Name"/>
USERNAME	EMAIL
<input type="text" value="Username"/>	<input type="text" value="Your Email"/>
PASSWORD	RE-ENTER PASSWORD
<input type="password" value="Password"/> 	<input type="password" value="Re-Enter Password"/> 

☐ Accept the Terms and Privacy Policy

**Blitzkraig**

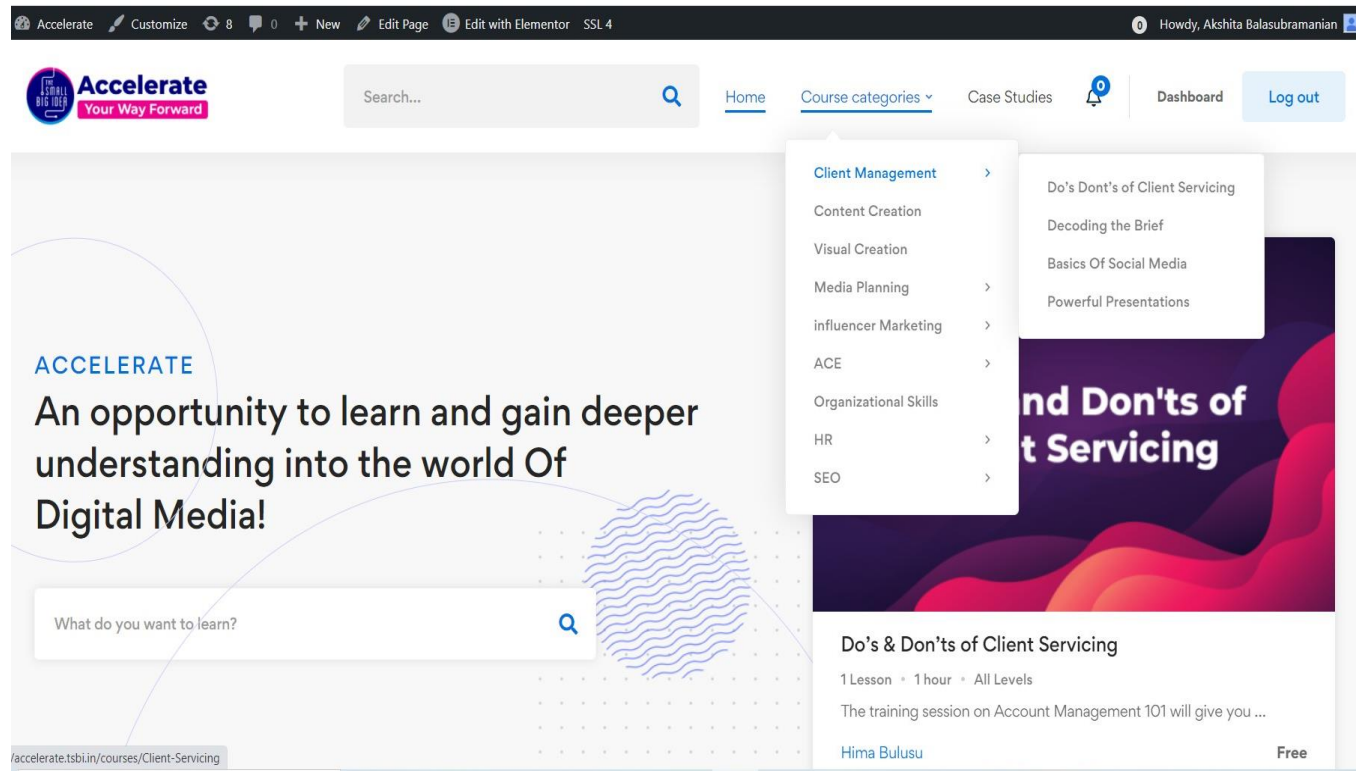
Register



# Accelerate :User Manual

## Step 3:

- Select Course Categories
- Select the respective course category and select the specific course you want to view



## Accelerate :User Manual

### Step 4:

- Click on the particular course which you want to view
- As shown below click on “Start Course”

The screenshot shows a web interface for a course. At the top, there's a navigation bar with options like 'Customize', 'New', 'Edit Course', and 'Edit with Elementor'. Below this, a breadcrumb trail reads 'Courses / Client Management / Do's & Don'ts of Client Servicing'. The main content area features the course title 'Do's & Don'ts of Client Servicing' by 'Hima Bulusu', with a 'Last Update February 15, 2022' and '5 already enrolled'. A 'Course Status' section shows a progress bar at '0 % Complete'. The 'About This Course' section describes the training session. On the right, a video player is visible with a play button and controls. Below the video player, a sidebar lists course details: Level (All Levels), Duration (1 hour), Lectures (1 lecture), Subject (Client Management), and Language (English). At the bottom of this sidebar are two buttons: 'Start Course' (highlighted in blue) and 'Complete Course'.

## Accelerate :User Manual

### Step 5:

- Click on the “Play Button” as shown below.
- Incase you want to return to the homepage, Click on “Go to Course Home”.

